

# General Operating Fund Analysis Report for July, 2019



NORDONIA HILLS CITY  
SCHOOL DISTRICT

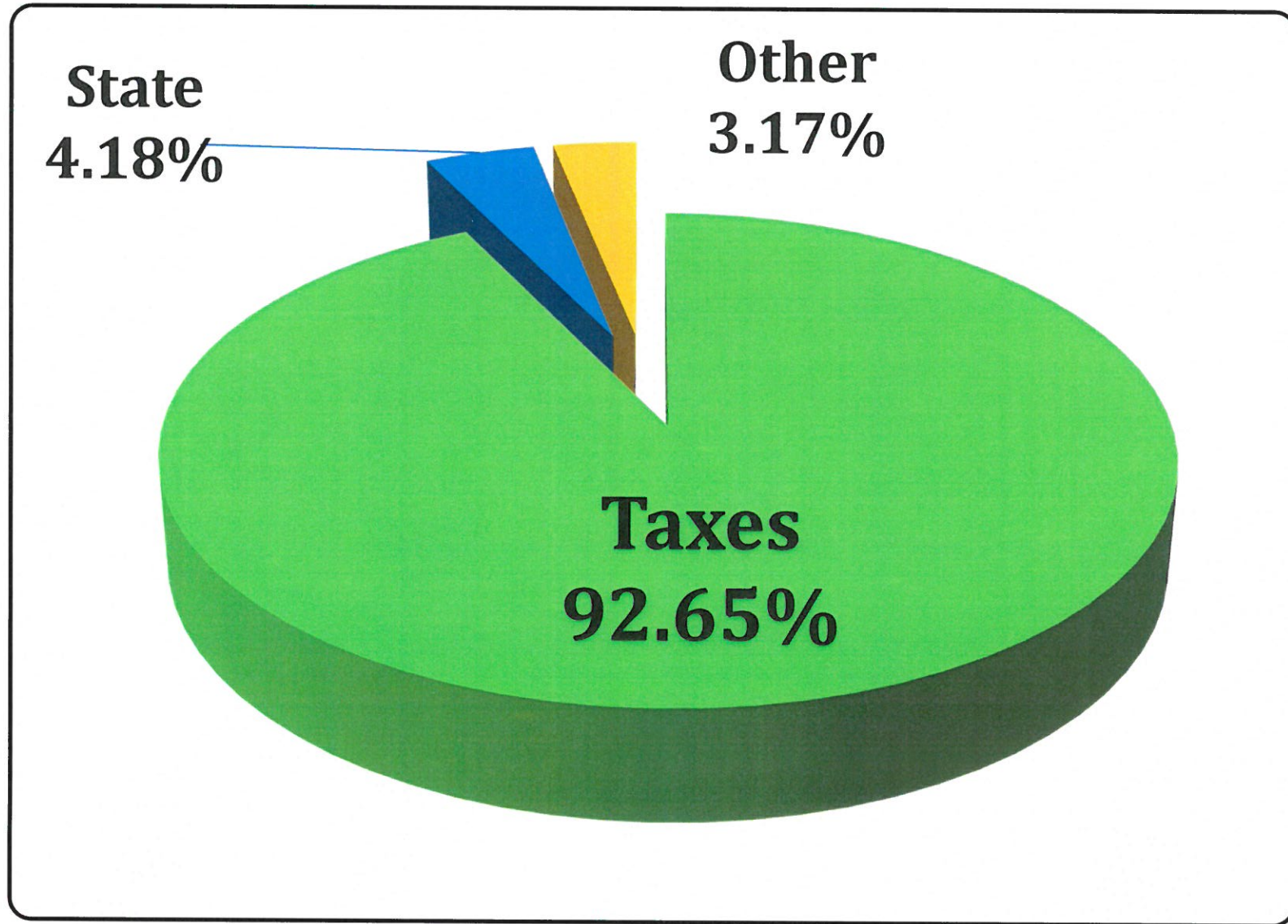
Inspiring every student to value learning, community and excellence

*Prepared by: Karen Obratil, Treasurer/CFO*  
**August 26, 2019**

# Fiscal Year to Date (FYTD) Revenue by the Numbers

<b>July 1 to July 31</b>			
		<b>\$</b>	<b>%</b>
<b>FY20 Actual</b>	<b>FY19 Actual</b>	<b>Variance</b>	<b>Variance</b>
<b>\$9,696,776</b>	<b>\$8,765,814</b>	<b>\$930,962</b>	<b>10.62%</b>

# FYTD Revenue - \$9.7M

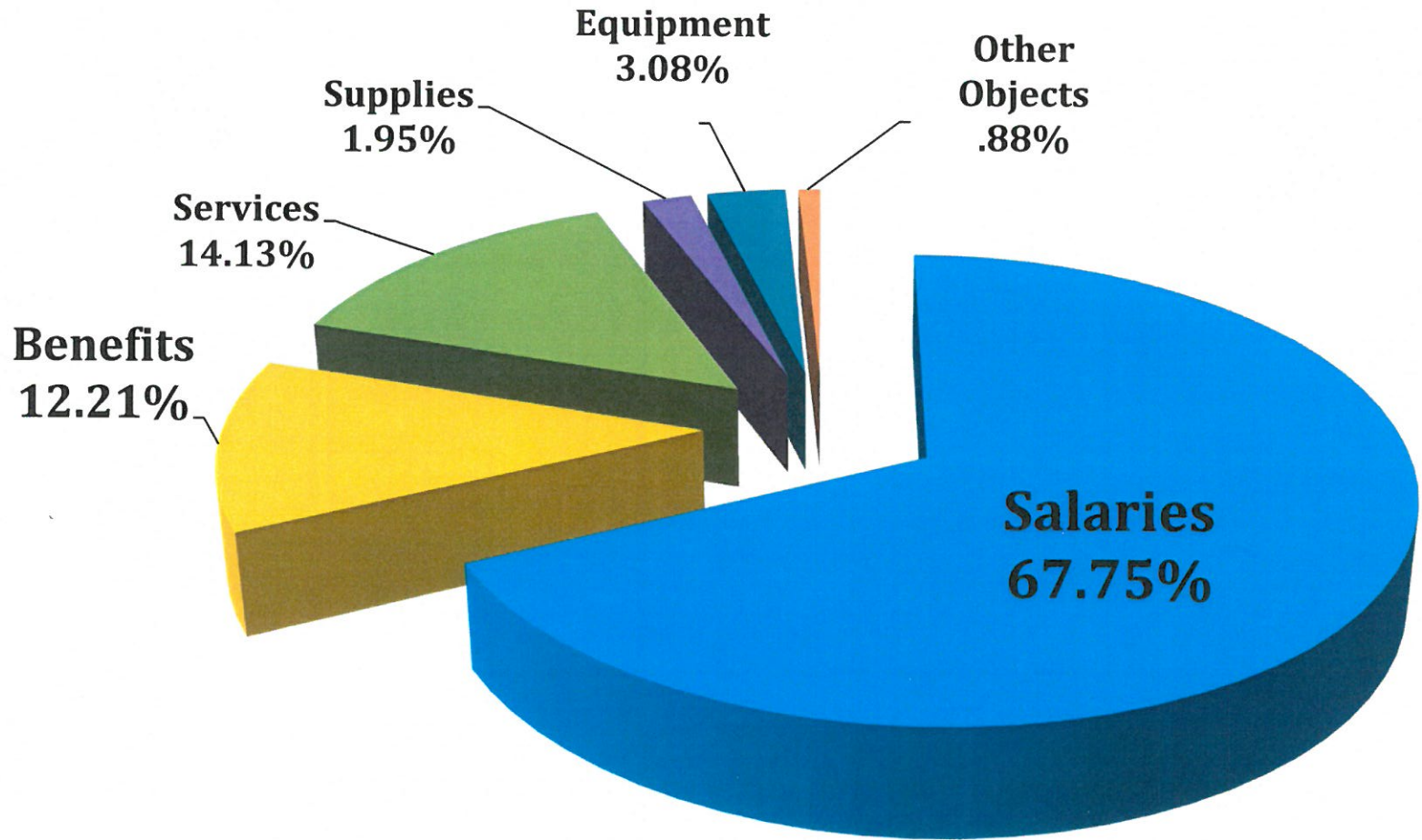


# Fiscal Year to Date Expenditures by the Numbers

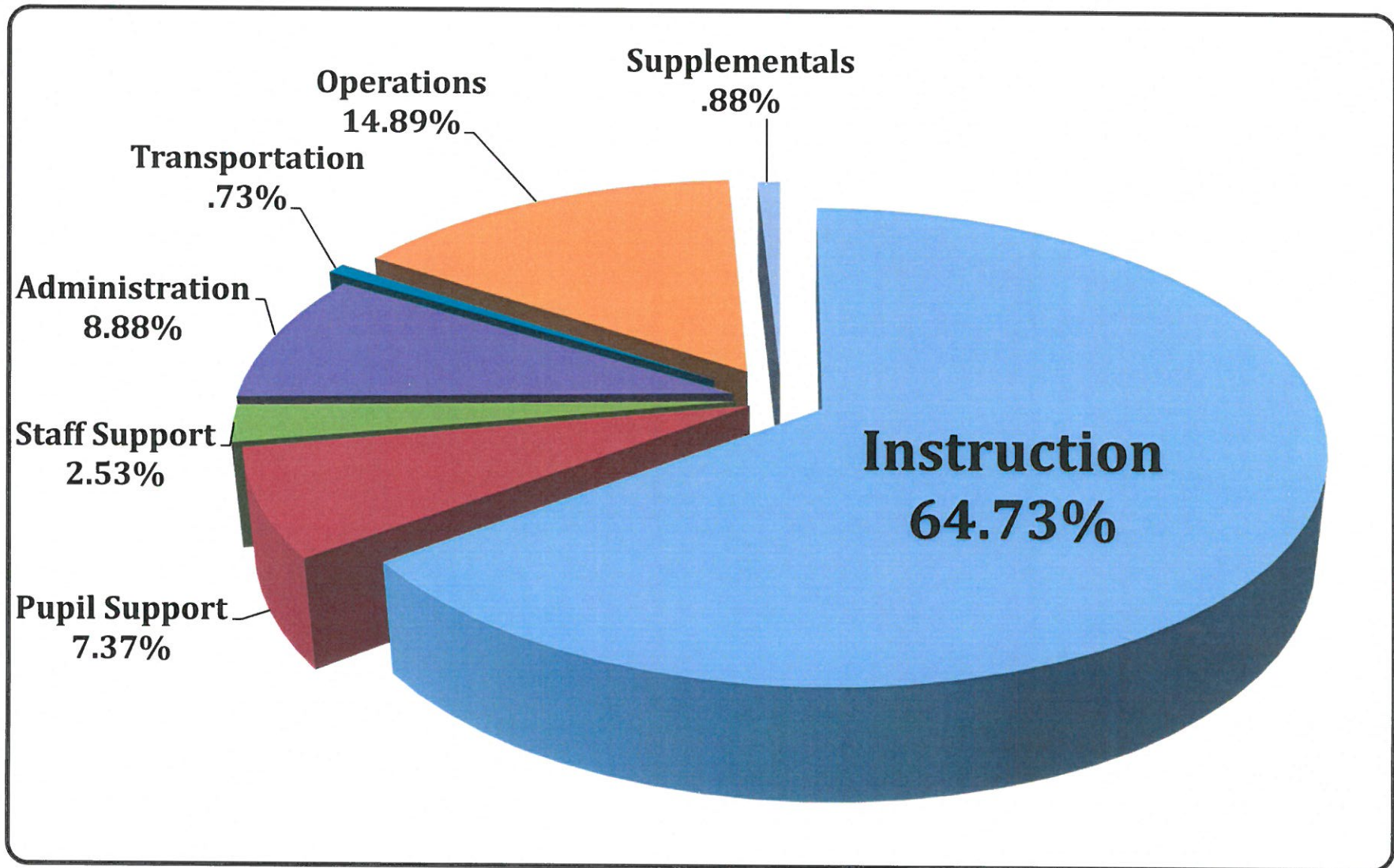
**July 1 to July 31**

		\$	%
<b>FY20 Actual</b>	<b>FY19 Actual</b>	<b>Variance</b>	<b>Variance</b>
<b>\$3,096,072</b>	<b>\$3,006,316</b>	<b>\$89,756</b>	<b>2.90%</b>

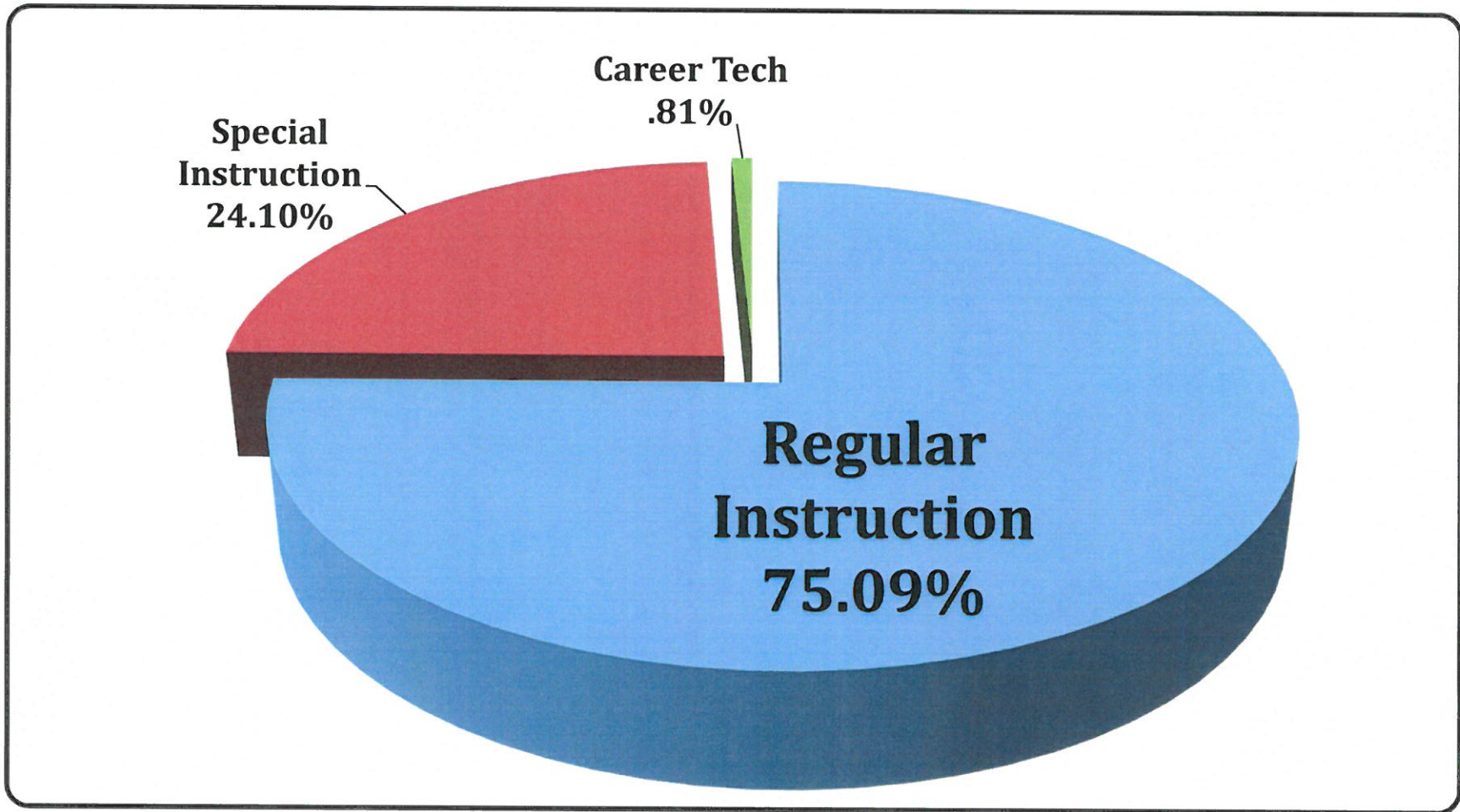
# FYTD Expenditures - \$3.1M



# Alternate View of Expenditures = \$3.1M



# FYTD Instruction Costs = \$2M



Regular	\$1,504,773		Career Tech	\$16,227
Special	\$482,953			

# Bottom Line

## Fiscal Year End Cash Balances

### 7/31/2019

	FY20 Actual
<b>Revenue</b>	<b>\$9,696,776</b>
<b>Expenditures</b>	<b>3,096,072</b>
<b>Excess of Revenue over Expenditures</b>	<b>6,600,704</b>
<b>Beg. Cash Balance</b>	<b>16,653,949</b>
<b>Ending Cash Balance</b>	<b>23,254,653</b>
<b>Outstanding P.O.s</b>	<b>8,851,521</b>
<b>Unencumbered Balance</b>	<b>\$14,403,132</b>